



THE INTERNATIONAL GO FEDERATION

GO POPULATION SURVEY

2016 FEBRUARY

Introduction

This survey was designed to acquire a holistic view of worldwide Go populations and demographics. This information shall assist the IGF in making policy decisions in promoting the game in the future.

All IGF members (national/territorial associations of Go) were asked to answer the questions using their data or best estimations. Some of the questions, such as “Estimated number of people who are aware of Go”, required a rough estimation based on each association’s experiences and knowledge since there was no data to suggest a specific number.

Questions included in the survey were as follows:

- Number of players who registered with your association at least once (ever)
- Number of members who paid membership fee at least once (ever)
- Number of members who paid membership fee at least once in last 3 years
- Estimated number of people who know what "Go" is. (When they hear the name, do they know it's a board game, etc.?)
- Estimated number of people who know at least basic rules of Go (Spent at least 1 hour in their life time to learn about Go)
- Estimated number of people who play Go casually (online, with friends, in clubs, etc.)
- Estimated number of people who play in Go tournaments at least once a year
- Trend of number of new members in the last 5 years
- Trend of number of players who paid membership fee in the last 5 years
- Trend of number of players who played in tournaments in the last 5 years
- Estimated percentage of female players among all Go players
- Estimated percentage of players under 18
- Estimated percentage of players of 1 dan or stronger
- Estimated percentage of players with profession or major in STEM (Science, Technology, Engineering, or Mathematics)
- In which age group do you estimate to have the most players?

*All questions were regarding each association’s geographical region including any immigration communities.

This survey was conducted from Jan. 15 to Feb. 27, 2016.

Worldwide / International Go Federation



Estimated Go Population

Aware of Go	Know the rules	Play casually / Online & offline	Play in tournaments
180,000,000	46,500,000	18,000,000	2,500,000

Top 3 Countries in overall Go players



Global demographics of Go players (51 countries)

Female players	# of countries	Youth players	# of countries	Dan players	# of countries	Players in STEM	# of countries
1 – 10%	21	1 – 10%	19	1 – 10%	20	1 – 20%	11
11 – 20%	20	11 – 20%	14	11 – 20%	13	21 – 40%	6
21 – 30%	4	21 – 30%	5	21 – 30%	6	41 – 60%	19
31 – 50%	5	31 – 50%	4	31 – 50%	8	61 – 80%	10
Total	50	51 – 60%	7	Total	47	Total	46
		Total	49				


Global trend of Go communities (51 countries)

New players/members	# of countries	Paid Members	# of countries	Tournament entrance	# of countries
Upward	16	Upward	5	Upward	17
Steady	23	Steady	25	Steady	23
Downward	12	Downward	15	Downward	11
Total	51	Total	45	Total	51

Estimated Go Population

Aware of Go	Know the rules	Play casually / Online & offline	Play in tournaments
100,000,000	40,000,000	17,000,000	2,500,000

Top 5 Countries in overall Go players



Countries registered with IGF in Asia-Pacific (20)

Australia	Brunei	China	Chinese Taipei
Hong Kong	India	Indonesia	Iran
Japan	Macau	Malaysia	Mongolia
Nepal	New Zealand	North Korea	Philippines
Singapore	South Korea	Thailand	Vietnam

*Countries in bold responded to the population survey.



Members of the Association

Accumulated
Registration

5,001 – 10,000

Paid membership
fee at least once

5,001 – 10,000

Paid membership
fee in last 3 years

301 - 500

Estimated Go Population

Aware of Go

325,000

Know the rules

40,000

Play casually /
Online & offline

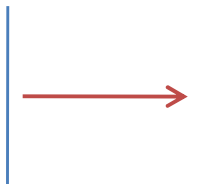
5,000

Play in
tournaments

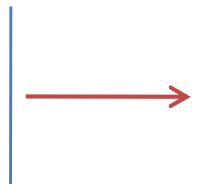
150 - 200

Go Population Trend (5 years)

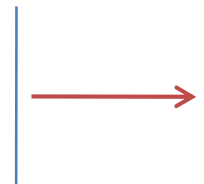
New Members
/ players



Total members
paid fee



Total players in
tournaments



Go Population Demographics

Percentage of
female players

11 – 20%

Percentage of
youth players

11 – 20%

Percentage of
dan players

21 – 30%

Percentage of
players in STEM

41 – 60%

Largest Demographic Group(s)

Age
5 - 15

Age
16 - 25

Age
26 - 35

Age
36 - 45

Age
46 - 55

Age
56 - 65

Over
65

Brunei / Brunei Darussalam Go Association



Members of the Association

Accumulated
Registration

1 - 500

Paid membership
fee at least once

1 - 500

Paid membership
fee in last 3 years

1 - 100

Estimated Go Population

Aware of Go

300

Know the rules

250

Play casually /
Online & offline


20

Play in
tournaments


17

Go Population Trend (5 years)


New Members
/ players



Total members
paid fee



Total players in
tournaments



Go Population Demographics

Percentage of
female players

1 - 10%

Percentage of
youth players

1 - 10%

Percentage of
dan players

1 - 10%

Percentage of
players in STEM

61 - 80%

Largest Demographic Group(s)

Age
5 - 15

Age
16 - 25

Age
26 - 35


Age
36 - 45

Age
46 - 55

Age
56 - 65

Over
65

China / Chinese Weiqi Association



Members of the Association

Accumulated
Registration

Not applicable

Paid membership
fee at least once

Not applicable

Paid membership
fee in last 3 years

Not applicable

Estimated Go Population

Aware of Go

50,000,000

Know the rules

30,000,000

Play casually /
Online & offline


10,000,000

Play in
tournaments

2,000,000

Go Population Trend (5 years)

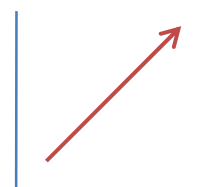
New Members
/ players



Total members
paid fee

Not applicable

Total players in
tournaments



Go Population Demographics

Percentage of
female players

11 – 20%

Percentage of
youth players

51 – 60%

Percentage of
dan players

51 – 60%

Percentage of
players in STEM

1 – 20%

Largest Demographic Group(s)

Age 5 - 15	Age 16 - 25	Age 26 - 35	Age 36 - 45	Age 46 - 55	Age 56 - 65	Over 65
---------------	----------------	----------------	----------------	----------------	----------------	------------

C. Taipei / Chinese Taipei Go Association



Members of the Association

Accumulated
Registration

10,000 – 50,000

Paid membership
fee at least once

Not applicable

Paid membership
fee in last 3 years

Not applicable

Estimated Go Population

Aware of Go

5,000,000

Know the rules

2,000,000

Play casually /
Online & offline

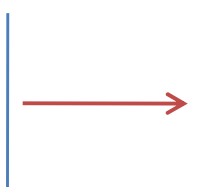
500,000

Play in
tournaments

200,000

Go Population Trend (5 years)


New Members
/ players



Total members
paid fee

Not applicable

Total players in
tournaments



Go Population Demographics

Percentage of
female players

11 – 20%

Percentage of
youth players

51 – 60%

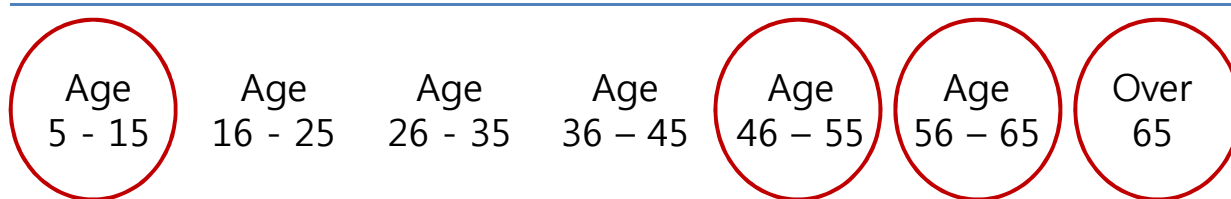
Percentage of
dan players

1 – 10%


Percentage of
players in STEM

21 – 40%

Largest Demographic Group(s)



Hong Kong / Hong Kong Go Association



Members of the Association

Accumulated
Registration

1,001 – 5,000

Paid membership
fee at least once

1,001 – 5,000

Paid membership
fee in last 3 years

301 - 500

Estimated Go Population

Aware of Go

1,000,000

Know the rules

50,000

Play casually /
Online & offline


10,000

Play in
tournaments


1,000

Go Population Trend (5 years)


New Members
/ players



Total members
paid fee



Total players in
tournaments



Go Population Demographics

Percentage of
female players

21 – 30%

Percentage of
youth players

51 – 60%

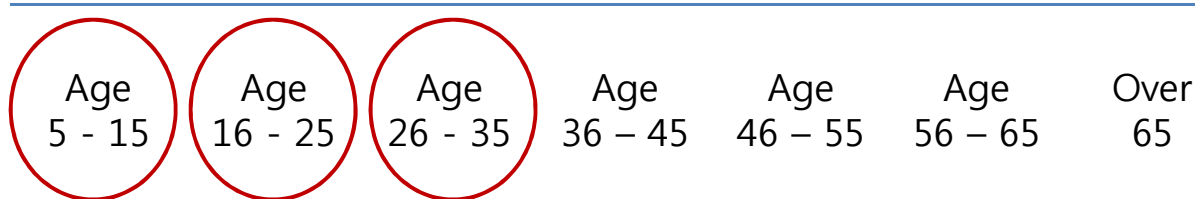
Percentage of
dan players

31 – 40%

Percentage of
players in STEM

1 – 20%

Largest Demographic Group(s)



Indonesia / Indonesia Go Federation



Members of the Association

Accumulated
Registration

1 - 500

Paid membership
fee at least once

1 - 500

Paid membership
fee in last 3 years

101 - 300

Estimated Go Population

Aware of Go

1000

Know the rules

500

Play casually /
Online & offline

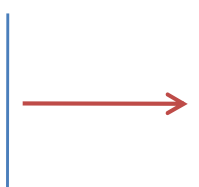
100

Play in
tournaments

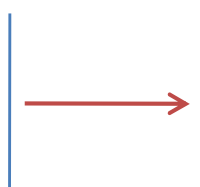
50

Go Population Trend (5 years)


New Members
/ players



Total members
paid fee



Total players in
tournaments



Go Population Demographics

Percentage of
female players

1 - 10%

Percentage of
youth players

1 - 10%

Percentage of
dan players

1 - 10%

Percentage of
players in STEM

1 - 20%

Largest Demographic Group(s)

Age
5 - 15

Age
16 - 25

Age
26 - 35

Age
36 - 45

Age
46 - 55

Age
56 - 65

Over
65

Iran / Iranian Baduk Association



Members of the Association

Accumulated
Registration

1 - 500

Paid membership
fee at least once

1 - 500

Paid membership
fee in last 3 years

1 - 100

Estimated Go Population

Aware of Go

1000

Know the rules

500

Play casually /
Online & offline


500

Play in
tournaments


100

Go Population Trend (5 years)

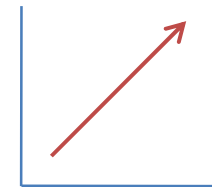
New Members
/ players



Total members
paid fee



Total players in
tournaments



Go Population Demographics

Percentage of
female players

51 - 60%

Percentage of
youth players

21 - 30%

Percentage of
dan players

1 - 10%

Percentage of
players in STEM

1 - 20%

Largest Demographic Group(s)

Age
5 - 15

Age
16 - 25

Age
26 - 35


Age
36 - 45

Age
46 - 55

Age
56 - 65

Over
65

Japan / Nihon Kiin



Members of the Association

Accumulated
Registration

Not applicable

Paid membership
fee at least once

Not applicable

Paid membership
fee in last 3 years

Over 50,000

Estimated Go Population

Aware of Go

Not applicable

Know the rules

Not applicable

Play casually /
Online & offline


4,000,000

Play in
tournaments


Not applicable

Go Population Trend (5 years)

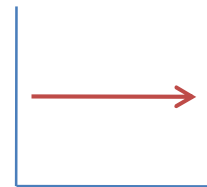
New Members
/ players



Total members
paid fee



Total players in
tournaments



Go Population Demographics

Percentage of
female players

11 – 20%

Percentage of
youth players

1 – 10%

Percentage of
dan players

51 – 60%

Percentage of
players in STEM

Not applicable

Largest Demographic Group(s)

Age
5 - 15

Age
16 - 25

Age
26 - 35

Age
36 - 45

Age
46 - 55

Age
56 - 65

Over
65

Malaysia / Malaysia Weiqi Association



Members of the Association

Accumulated
Registration

1,000 – 5,000

Paid membership
fee at least once

1 - 500

Paid membership
fee in last 3 years

1 - 100

Estimated Go Population

Aware of Go

30,000

Know the rules

7,000

Play casually /
Online & offline


1,000

Play in
tournaments

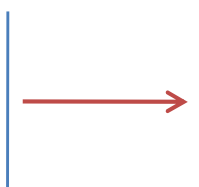
300

Go Population Trend (5 years)


New Members
/ players



Total members
paid fee



Total players in
tournaments



Go Population Demographics

Percentage of
female players

31 – 40%

Percentage of
youth players

41 – 50%

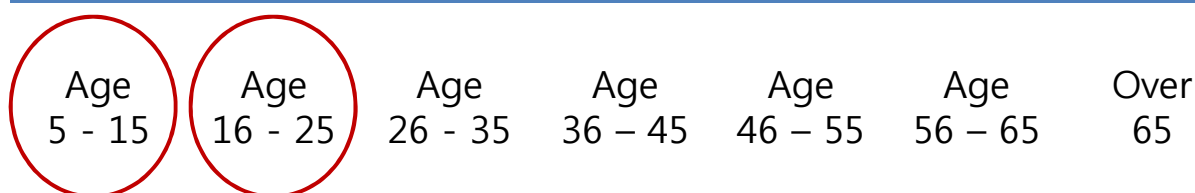
Percentage of
dan players

1 – 10%

Percentage of
players in STEM

1 – 20%

Largest Demographic Group(s)



Mongolia / Mongolian Go Association



Members of the Association

Accumulated
Registration

1 - 500

Paid membership
fee at least once

1 - 500

Paid membership
fee in last 3 years

1 - 100

Estimated Go Population

Aware of Go

1,000

Know the rules

300

Play casually /
Online & offline


100

Play in
tournaments

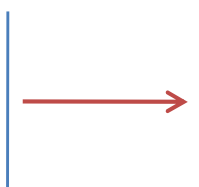
40

Go Population Trend (5 years)


New Members
/ players



Total members
paid fee



Total players in
tournaments



Go Population Demographics

Percentage of
female players

31 - 40%

Percentage of
youth players

31 - 40%

Percentage of
dan players

21 - 30%

Percentage of
players in STEM

61 - 80%

Largest Demographic Group(s)

Age
5 - 15

Age
16 - 25

Age
26 - 35

Age
36 - 45

Age
46 - 55

Age
56 - 65

Over
65

New Zealand / New Zealand Go Society



Members of the Association

Accumulated
Registration

1 - 500

Paid membership
fee at least once

1 - 500

Paid membership
fee in last 3 years

1 - 100

Estimated Go Population

Aware of Go

100,000

Know the rules

10,000

Play casually /
Online & offline


500

Play in
tournaments


50

Go Population Trend (5 years)


New Members
/ players



Total members
paid fee



Total players in
tournaments



Go Population Demographics

Percentage of
female players

1 - 10%

Percentage of
youth players

11 - 20%

Percentage of
dan players

11 - 20%

Percentage of
players in STEM

61 - 80%

Largest Demographic Group(s)

Age
5 - 15

Age
16 - 25

Age
26 - 35

Age
36 - 45

Age
46 - 55

Age
56 - 65

Over
65

Singapore / Singapore Weiqi Association



Members of the Association

Accumulated
Registration

5,001 – 10,000

Paid membership
fee at least once

1,001 – 5,000

Paid membership
fee in last 3 years

501 – 1,000

Estimated Go Population

Aware of Go

100,000

Know the rules

50,000

Play casually /
Online & offline

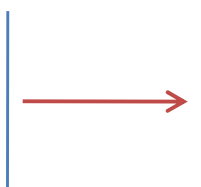
10,000

Play in
tournaments

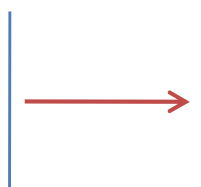
1,000

Go Population Trend (5 years)

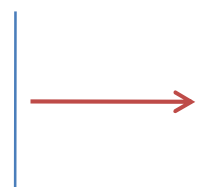
New Members
/ players



Total members
paid fee



Total players in
tournaments



Go Population Demographics

Percentage of
female players

11 – 20%

Percentage of
youth players

51 – 60%

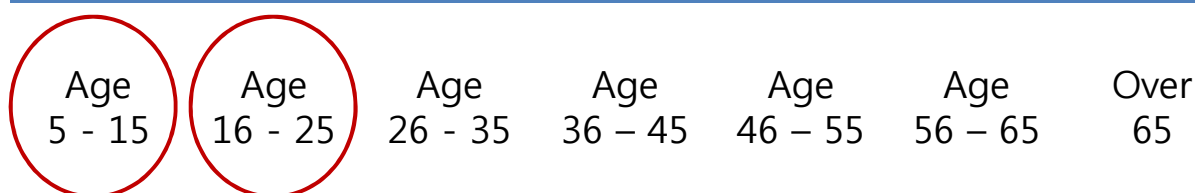
Percentage of
dan players

21 – 30%

Percentage of
players in STEM

41 – 60%

Largest Demographic Group(s)



South Korea / Korea Baduk Association



Members of the Association

Accumulated
Registration

Not applicable

Paid membership
fee at least once

Not applicable

Paid membership
fee in last 3 years

Not applicable

Estimated Go Population

Aware of Go

30,000,000

Know the rules

8,000,000

Play casually /
Online & offline

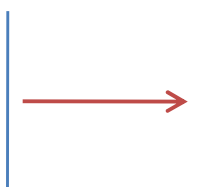
2,000,000

Play in
tournaments

100,000

Go Population Trend (5 years)

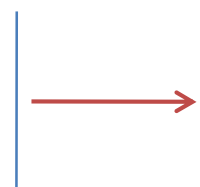
New Members
/ players



Total members
paid fee

Not applicable

Total players in
tournaments



Go Population Demographics

Percentage of
female players

11 – 20%

Percentage of
youth players

31 – 40%

Percentage of
dan players

11 – 20%

Percentage of
players in STEM

Not applicable

Largest Demographic Group(s)

Age 5 - 15	Age 16 - 25	Age 26 - 35	Age 36 - 45	Age 46 - 55	Age 56 - 65	Over 65
---------------	----------------	----------------	----------------	----------------	----------------	------------

Thailand / Go Association of Thailand



Members of the Association

Accumulated
Registration

Not applicable

Paid membership
fee at least once

1 – 500

Paid membership
fee in last 3 years

101 – 300

Estimated Go Population

Aware of Go

2,500,000

Know the rules

500,000

Play casually /
Online & offline

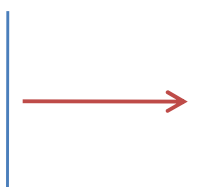
35,000

Play in
tournaments

5000

Go Population Trend (5 years)


New Members
/ players



Total members
paid fee



Total players in
tournaments



Go Population Demographics

Percentage of
female players

21 – 30%

Percentage of
youth players

51 – 60%

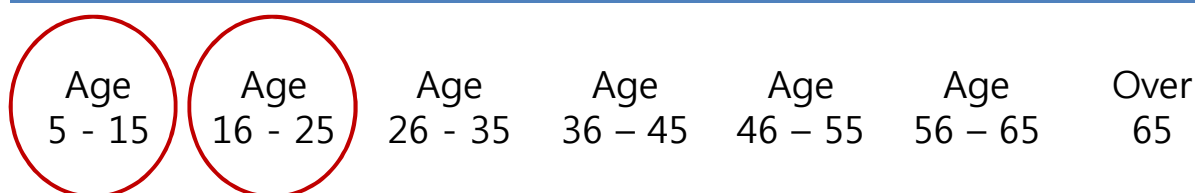
Percentage of
dan players

1 – 10%

Percentage of
players in STEM

1 – 20%


Largest Demographic Group(s)



Estimated Go Population

Aware of Go	Know the rules	Play casually / Online & offline	Play in tournaments
25,000,000	3,000,000	100,000	10,000

Top 5 Countries in overall Go players



Countries registered with IGF in Europe (37)

Armenia	Austria	Azerbaijan	Belarus	Belgium
Bosnia & Herzegovina	Bulgaria	Croatia	Cyprus	Czech Republic
Denmark	Finland	France	Germany	Hungary
Ireland	Israel	Italy	Kazakhstan	Latvia
Lithuania	Luxemburg	Netherlands	Norway	Poland
Portugal	Romania	Russia	Serbia & Montenegro	Slovakia
Slovenia	Spain	Sweden	Switzerland	Turkey
Ukraine	UK			

*Countries in bold responded to the population survey.



Members of the Association

Accumulated
Registration

1 – 500

Paid membership
fee at least once

1 – 500

Paid membership
fee in last 3 years

1 - 100

Estimated Go Population

Aware of Go

500

Know the rules

100

Play casually /
Online & offline


50

Play in
tournaments


25

Go Population Trend (5 years)

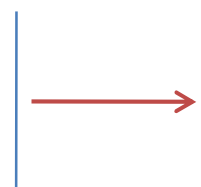
New Members
/ players



Total members
paid fee



Total players in
tournaments



Go Population Demographics

Percentage of
female players

1 – 10%

Percentage of
youth players

31 – 40%

Percentage of
dan players

1 – 10%

Percentage of
players in STEM

21 – 40%

Largest Demographic Group(s)

Age
5 - 15

Age
16 - 25

Age
26 - 35

Age
36 - 45

Age
46 - 55

Age
56 - 65

Over
65

Austria / Austrian Go Association



Members of the Association

Accumulated
Registration

501 – 1,000

Paid membership
fee at least once

501 – 1,000

Paid membership
fee in last 3 years

101 - 300

Estimated Go Population

Aware of Go

10,000

Know the rules

5,000

Play casually /
Online & offline


400

Play in
tournaments

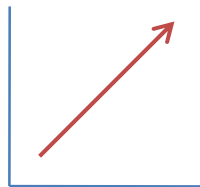
100

Go Population Trend (5 years)

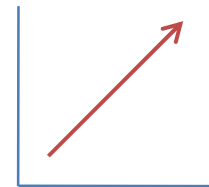
New Members
/ players



Total members
paid fee



Total players in
tournaments



Go Population Demographics

Percentage of
female players

11 – 20%

Percentage of
youth players

1 – 10%

Percentage of
dan players

11 – 20%

Percentage of
players in STEM

1 – 20%

Largest Demographic Group(s)

Age
5 - 15

Age
16 - 25

Age
26 - 35

Age
36 - 45

Age
46 - 55

Age
56 - 65

Over
65

Belgium / Belgian Go Federation



Members of the Association

Accumulated
Registration

1,001 – 5,000

Paid membership
fee at least once

1,001 – 5,000

Paid membership
fee in last 3 years

101 - 300

Estimated Go Population

Aware of Go

35,000

Know the rules

3,500

Play casually /
Online & offline


1,500

Play in
tournaments

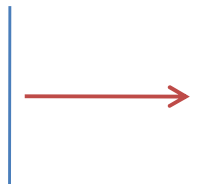
80

Go Population Trend (5 years)

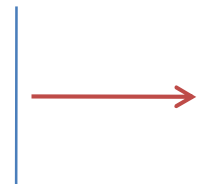
New Members
/ players



Total members
paid fee



Total players in
tournaments



Go Population Demographics

Percentage of
female players

11 – 20%

Percentage of
youth players

1 – 10%

Percentage of
dan players

1 – 10%

Percentage of
players in STEM

1 – 20%

Largest Demographic Group(s)

Age
5 - 15

Age
16 - 25

Age
26 - 35

Age
36 - 45

Age
46 - 55

Age
56 - 65

Over
65

Go Association of Bosnia and Herzegovina



Members of the Association

Accumulated
Registration

20

Paid membership
fee at least once

5

Paid membership
fee in last 3 years

Not applicable

Estimated Go Population

Aware of Go

Not applicable

Know the rules

100

Play casually /
Online & offline


20

Play in
tournaments


6

Go Population Trend (5 years)


New Members
/ players



Total members
paid fee



Total players in
tournaments



Go Population Demographics

Percentage of
female players

1 – 10%

Percentage of
youth players

1 – 10%

Percentage of
dan players

1 – 10%

Percentage of
players in STEM

1 – 20%

Largest Demographic Group(s)

Age
5 - 15

Age
16 - 25

Age
26 - 35

Age
36 – 45

Age
46 – 55

Age
56 – 65

Over
65

Croatia / Croatian Igo Alliance



Members of the Association

Accumulated
Registration

1 – 500

Paid membership
fee at least once

1 – 500

Paid membership
fee in last 3 years

1 - 100

Estimated Go Population

Aware of Go

30,000

Know the rules

1,750

Play casually /
Online & offline

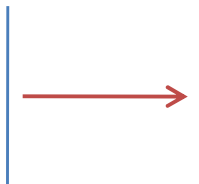
100

Play in
tournaments

54

Go Population Trend (5 years)

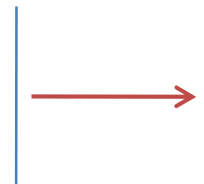
New Members
/ players



Total members
paid fee



Total players in
tournaments



Go Population Demographics

Percentage of
female players

31 – 40%

Percentage of
youth players

21 – 30%

Percentage of
dan players

1 – 10%

Percentage of
players in STEM

61 – 80%

Largest Demographic Group(s)

Age
5 - 15

Age
16 - 25

Age
26 - 35

Age
36 - 45

Age
46 - 55

Age
56 - 65

Over
65

Cyprus / Cyprus Go Association



Members of the Association

Accumulated
Registration

1 – 500

Paid membership
fee at least once

1 – 500

Paid membership
fee in last 3 years

1 - 100

Estimated Go Population

Aware of Go

1,000

Know the rules

100

Play casually /
Online & offline


30

Play in
tournaments

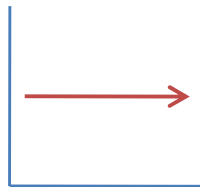
10

Go Population Trend (5 years)

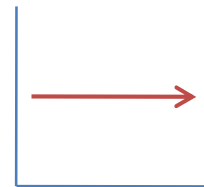
New Members
/ players



Total members
paid fee



Total players in
tournaments



Go Population Demographics

Percentage of
female players

1 – 10%

Percentage of
youth players

1 – 10%

Percentage of
dan players

1 – 10%

Percentage of
players in STEM

61 – 80%

Largest Demographic Group(s)

Age
5 - 15

Age
16 - 25

Age
26 - 35


Age
36 - 45

Age
46 - 55

Age
56 - 65

Over
65

Czech Republic / Czech Go Association




Members of the Association

Accumulated Registration	Paid membership fee at least once	Paid membership fee in last 3 years
1,001 – 5,000	1,001 – 5,000	101 - 300

Estimated Go Population

Aware of Go	Know the rules	Play casually / Online & offline	Play in tournaments
2,000,000	30,000	1,000	350

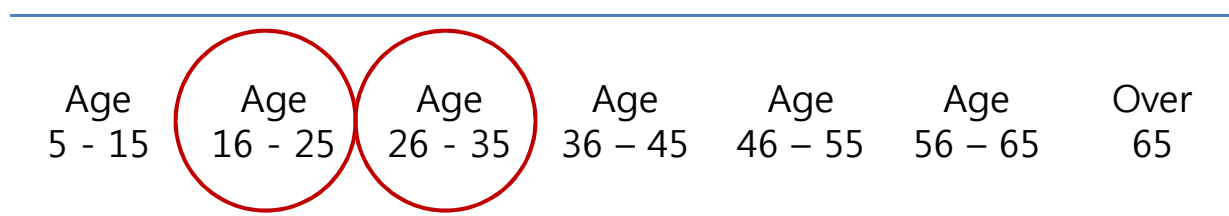
Go Population Trend (5 years)




Go Population Demographics

Percentage of female players	Percentage of youth players	Percentage of dan players	Percentage of players in STEM
11 – 20%	11 – 20%	11 – 20%	41 – 60%

Largest Demographic Group(s)



Denmark / Danish Go Association



Members of the Association

Accumulated
Registration

501 – 1,000

Paid membership
fee at least once

1 – 500

Paid membership
fee in last 3 years

1 - 100

Estimated Go Population

Aware of Go

100,000

Know the rules

5,000

Play casually /
Online & offline


200

Play in
tournaments

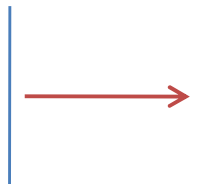
25

Go Population Trend (5 years)

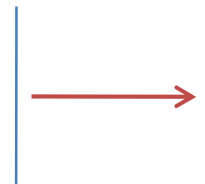
New Members
/ players



Total members
paid fee



Total players in
tournaments



Go Population Demographics

Percentage of
female players

1 – 10%

Percentage of
youth players

1 – 10%

Percentage of
dan players

31 – 40%

Percentage of
players in STEM

41 – 60%

Largest Demographic Group(s)

Age
5 - 15

Age
16 - 25

Age
26 - 35

Age
36 - 45

Age
46 - 55

Age
56 - 65

Over
65

Finland / Finnish Go Association



Members of the Association

Accumulated
Registration

501 – 1,000

Paid membership
fee at least once

501 – 1,000

Paid membership
fee in last 3 years

101 - 300

Estimated Go Population

Aware of Go

20,000

Know the rules

5,000

Play casually /
Online & offline


1,000

Play in
tournaments

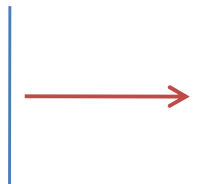
300

Go Population Trend (5 years)

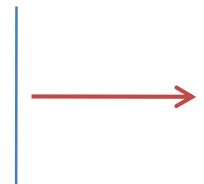
New Members
/ players



Total members
paid fee



Total players in
tournaments



Go Population Demographics

Percentage of
female players

1 – 10%

Percentage of
youth players

1 – 10%

Percentage of
dan players

41 – 50%

Percentage of
players in STEM

61 – 80%

Largest Demographic Group(s)

Age
5 - 15

Age
16 - 25

Age
26 - 35


Age
36 - 45

Age
46 - 55

Age
56 - 65

Over
65

France / French Go Federation



Members of the Association

Accumulated
Registration

10,001 – 50,000

Paid membership
fee at least once

10,001 – 50,000

Paid membership
fee in last 3 years

1,001 – 5,000

Estimated Go Population

Aware of Go

5,000,000

Know the rules

100,000

Play casually /
Online & offline

20,000

Play in
tournaments

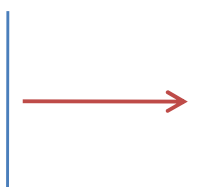
1,000

Go Population Trend (5 years)

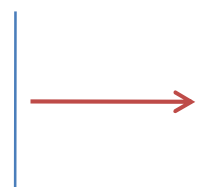
New Members
/ players



Total members
paid fee



Total players in
tournaments



Go Population Demographics

Percentage of
female players

11 – 20%

Percentage of
youth players

11 – 20%

Percentage of
dan players

1 – 10%

Percentage of
players in STEM

41 – 60%

Largest Demographic Group(s)

Age
5 - 15

Age
16 - 25

Age
26 - 35

Age
36 - 45

Age
46 - 55

Age
56 - 65

Over
65

Hungary / Hungarian Go Association



Members of the Association

Accumulated
Registration

501 – 1,000

Paid membership
fee at least once

501 – 1,000

Paid membership
fee in last 3 years

101 – 300

Estimated Go Population

Aware of Go

Not applicable

Know the rules

10,000

Play casually /
Online & offline


600

Play in
tournaments

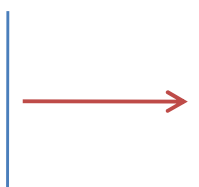
160

Go Population Trend (5 years)

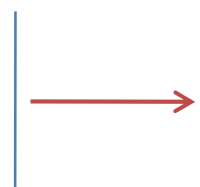
New Members
/ players



Total members
paid fee



Total players in
tournaments



Go Population Demographics

Percentage of
female players

31 – 40%

Percentage of
youth players

51 – 60%

Percentage of
dan players

1 – 10%

Percentage of
players in STEM

No answer

Largest Demographic Group(s)

Age 5 - 15	Age 16 - 25	Age 26 - 35	Age 36 - 45	Age 46 - 55	Age 56 - 65	Over 65
---------------	----------------	----------------	----------------	----------------	----------------	------------

Ireland / Irish Go Association



Members of the Association

Accumulated
Registration

1 – 500

Paid membership
fee at least once

1 – 500

Paid membership
fee in last 3 years

1 – 100

Estimated Go Population

Aware of Go

60,000

Know the rules

30,000

Play casually /
Online & offline

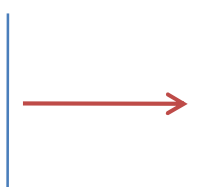
120

Play in
tournaments

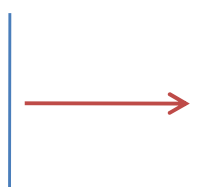
80

Go Population Trend (5 years)

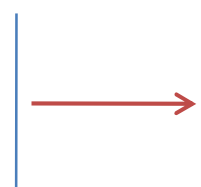
New Members
/ players



Total members
paid fee



Total players in
tournaments



Go Population Demographics

Percentage of
female players

1 – 10%

Percentage of
youth players

1 – 10%

Percentage of
dan players

11 – 20%

Percentage of
players in STEM

41 – 60%

Largest Demographic Group(s)

Age
5 - 15

Age
16 - 25

Age
26 - 35


Age
36 - 45

Age
46 - 55

Age
56 - 65

Over
65

Israel / Israeli Go Association



Members of the Association

Accumulated
Registration

1 – 500

Paid membership
fee at least once

1 – 500

Paid membership
fee in last 3 years

1 – 100

Estimated Go Population

Aware of Go

10,000

Know the rules

1,200

Play casually /
Online & offline

250

Play in
tournaments

50

Go Population Trend (5 years)


New Members
/ players



Total members
paid fee



Total players in
tournaments



Go Population Demographics

Percentage of
female players

11 – 20%

Percentage of
youth players

21 – 30%

Percentage of
dan players

31 – 40%

Percentage of
players in STEM

21 – 40%

Largest Demographic Group(s)

Age
5 - 15

Age
16 - 25

Age
26 - 35

Age
36 - 45

Age
46 - 55

Age
56 - 65

Over
65

Italy / Italian Go Federation



Members of the Association

Accumulated
Registration

1,001 – 5,000

Paid membership
fee at least once

1,001 – 5,000

Paid membership
fee in last 3 years

101 – 300

Estimated Go Population

Aware of Go

40,000

Know the rules

10,000

Play casually /
Online & offline

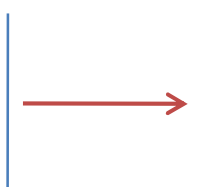
1,000

Play in
tournaments

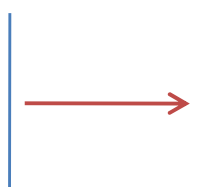
200

Go Population Trend (5 years)

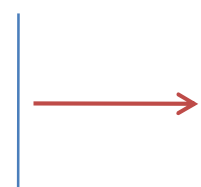
New Members
/ players



Total members
paid fee



Total players in
tournaments



Go Population Demographics

Percentage of
female players

1 – 10%

Percentage of
youth players

1 – 10%

Percentage of
dan players

1 – 10%

Percentage of
players in STEM

61 – 80%

Largest Demographic Group(s)

Age
5 - 15

Age
16 - 25

Age
26 - 35

Age
36 - 45

Age
46 - 55

Age
56 - 65

Over
65

Luxembourg / Luxembourg Go Association



Members of the Association

Accumulated
Registration

1 – 500

Paid membership
fee at least once

1 – 500

Paid membership
fee in last 3 years

1 – 100

Estimated Go Population

Aware of Go

5,000

Know the rules

500

Play casually /
Online & offline

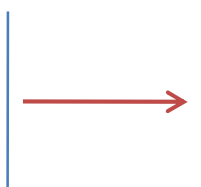
50

Play in
tournaments

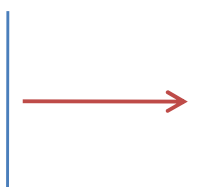
10

Go Population Trend (5 years)


New Members
/ players



Total members
paid fee



Total players in
tournaments



Go Population Demographics

Percentage of
female players

21 – 30%

Percentage of
youth players

21 – 30%

Percentage of
dan players

11 – 20%

Percentage of
players in STEM

21 – 40%

Largest Demographic Group(s)

Age
5 - 15

Age
16 - 25

Age
26 - 35

Age
36 - 45

Age
46 - 55

Age
56 - 65

Over
65

Netherlands / Dutch Go Association



Members of the Association

Accumulated
Registration

1,001 – 5,000

Paid membership
fee at least once

1,001 – 5,000

Paid membership
fee in last 3 years

501 – 1,000

Estimated Go Population

Aware of Go

10,000

Know the rules

5,000

Play casually /
Online & offline


500

Play in
tournaments


300

Go Population Trend (5 years)

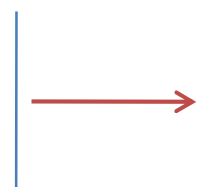
New Members
/ players



Total members
paid fee



Total players in
tournaments



Go Population Demographics

Percentage of
female players

11 – 20%

Percentage of
youth players

11 – 20%

Percentage of
dan players

21 – 30%

Percentage of
players in STEM

21 – 40%

Largest Demographic Group(s)

Age
5 - 15

Age
16 - 25

Age
26 - 35

Age
36 - 45

Age
46 - 55

Age
56 - 65

Over
65

Norway / Oslo Go Club



Members of the Association

Accumulated
Registration

1 – 500

Paid membership
fee at least once

1 – 500

Paid membership
fee in last 3 years

1 – 100

Estimated Go Population

Aware of Go

200

Know the rules

100

Play casually /
Online & offline


50

Play in
tournaments


30

Go Population Trend (5 years)

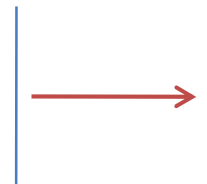
New Members
/ players



Total members
paid fee



Total players in
tournaments



Go Population Demographics

Percentage of
female players

1 – 10%

Percentage of
youth players

1 – 10%

Percentage of
dan players

1 – 10%

Percentage of
players in STEM

41 – 60%

Largest Demographic Group(s)

Age
5 - 15

Age
16 - 25

Age
26 - 35

Age
36 - 45

Age
46 - 55

Age
56 - 65

Over
65

Poland / Polish Go Association



Members of the Association

Accumulated
Registration

1 – 500

Paid membership
fee at least once

1 – 500

Paid membership
fee in last 3 years

1 – 100

Estimated Go Population

Aware of Go

5,000

Know the rules

800

Play casually /
Online & offline


500

Play in
tournaments


150

Go Population Trend (5 years)


New Members
/ players



Total members
paid fee



Total players in
tournaments



Go Population Demographics

Percentage of
female players

11 – 20%

Percentage of
youth players

11 – 20%

Percentage of
dan players

21 – 30%

Percentage of
players in STEM

41 – 60%

Largest Demographic Group(s)

Age
5 - 15

Age
16 - 25

Age
26 - 35

Age
36 - 45

Age
46 - 55

Age
56 - 65

Over
65

Russia / Russian Go Federation



Members of the Association

Accumulated
Registration

5,001 – 10,000

Paid membership
fee at least once

1,001 – 5,000

Paid membership
fee in last 3 years

101 – 300

Estimated Go Population

Aware of Go

10,000,000

Know the rules

1,000,000

Play casually /
Online & offline


50,000

Play in
tournaments

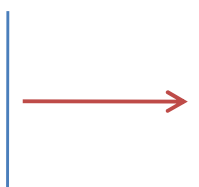
2,500

Go Population Trend (5 years)


New Members
/ players



Total members
paid fee



Total players in
tournaments



Go Population Demographics

Percentage of
female players

11 – 20%

Percentage of
youth players

31 – 40%

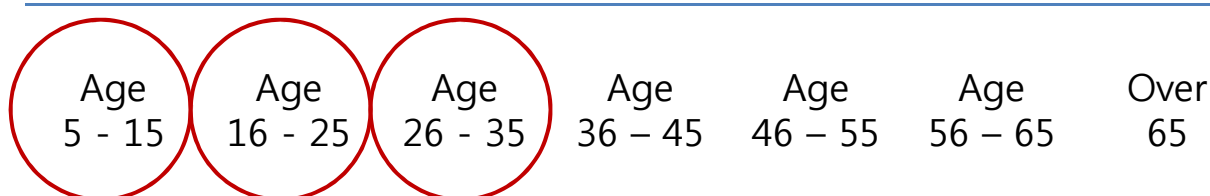
Percentage of
dan players

1 – 10%

Percentage of
players in STEM

41 – 60%

Largest Demographic Group(s)



Serbia / Serbian Go Federation



Members of the Association

Accumulated
Registration

1 – 500

Paid membership
fee at least once

Not applicable

Paid membership
fee in last 3 years

Not applicable

Estimated Go Population

Aware of Go

5,000

Know the rules

1,000

Play casually /
Online & offline


500

Play in
tournaments

120

Go Population Trend (5 years)


New Members
/ players



Total members
paid fee

Not applicable

Total players in
tournaments



Go Population Demographics

Percentage of
female players

1 – 10%

Percentage of
youth players

11 – 20%

Percentage of
dan players

11 – 20%

Percentage of
players in STEM

1 – 20%

Largest Demographic Group(s)

Age
5 - 15

Age
16 - 25

Age
26 - 35

Age
36 - 45

Age
46 - 55

Age
56 - 65

Over
65

Slovakia / Slovak Go Association



Members of the Association

Accumulated
Registration

1 – 500

Paid membership
fee at least once

1 – 500

Paid membership
fee in last 3 years

1 – 100

Estimated Go Population

Aware of Go

5,000

Know the rules

500

Play casually /
Online & offline


200

Play in
tournaments


70

Go Population Trend (5 years)

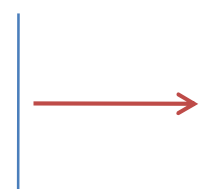
New Members
/ players



Total members
paid fee



Total players in
tournaments



Go Population Demographics

Percentage of
female players

11 – 20%

Percentage of
youth players

1 – 10%

Percentage of
dan players

1 – 10%

Percentage of
players in STEM

21 – 40%

Largest Demographic Group(s)

Age
5 - 15

Age
16 - 25

Age
26 - 35

Age
36 - 45

Age
46 - 55

Age
56 - 65

Over
65

Slovenia / Slovenian Go Association



Members of the Association

Accumulated
Registration

501 – 1,000

Paid membership
fee at least once

501 – 1,000

Paid membership
fee in last 3 years

1 – 100

Estimated Go Population

Aware of Go

20,000

Know the rules

2,000

Play casually /
Online & offline

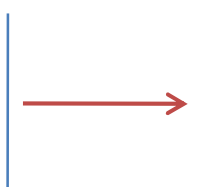
200

Play in
tournaments


40

Go Population Trend (5 years)


New Members
/ players



Total members
paid fee



Total players in
tournaments



Go Population Demographics

Percentage of
female players

1 – 10%

Percentage of
youth players

1 – 10%

Percentage of
dan players

31 – 40%

Percentage of
players in STEM

41 – 60%

Largest Demographic Group(s)

Age
5 - 15

Age
16 - 25

Age
26 - 35

Age
36 - 45

Age
46 - 55

Age
56 - 65

Over
65

Spain / Spanish Go Association



Members of the Association

Accumulated
Registration

501 – 1,000

Paid membership
fee at least once

501 – 1,000

Paid membership
fee in last 3 years

101 – 300

Estimated Go Population

Aware of Go

20,000

Know the rules

5,000

Play casually /
Online & offline


500

Play in
tournaments

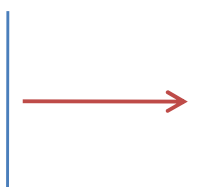
50

Go Population Trend (5 years)

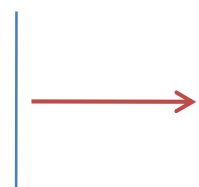
New Members
/ players



Total members
paid fee



Total players in
tournaments



Go Population Demographics

Percentage of
female players

1 – 10%

Percentage of
youth players

1 – 10%

Percentage of
dan players

11 – 20%

Percentage of
players in STEM

21 – 40%

Largest Demographic Group(s)

Age
5 - 15

Age
16 - 25

Age
26 - 35

Age
36 - 45

Age
46 - 55

Age
56 - 65

Over
65

Sweden / Swedish Go Association



Members of the Association

Accumulated
Registration

1 – 500

Paid membership
fee at least once

1 – 500

Paid membership
fee in last 3 years

1 – 100

Estimated Go Population

Aware of Go

300,000

Know the rules

3,000

Play casually /
Online & offline


200

Play in
tournaments


50

Go Population Trend (5 years)


New Members
/ players



Total members
paid fee



Total players in
tournaments



Go Population Demographics

Percentage of
female players

1 – 10%

Percentage of
youth players

1 – 10%

Percentage of
dan players

11 – 20%

Percentage of
players in STEM

61 – 80%

Largest Demographic Group(s)

Age
5 - 15

Age
16 - 25

Age
26 - 35

Age
36 - 45

Age
46 - 55

Age
56 - 65

Over
65

Switzerland / Swiss Go Association



Members of the Association

Accumulated
Registration

501 – 1,000

Paid membership
fee at least once

501 – 1,000

Paid membership
fee in last 3 years

101 – 300

Estimated Go Population

Aware of Go

1,600,000

Know the rules

300,000

Play casually /
Online & offline

300

Play in
tournaments

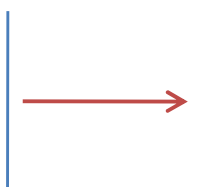
100

Go Population Trend (5 years)

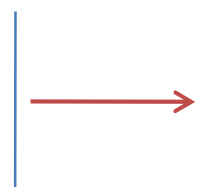
New Members
/ players



Total members
paid fee



Total players in
tournaments



Go Population Demographics

Percentage of
female players

11 – 20%

Percentage of
youth players

11 – 20%

Percentage of
dan players

21 – 30%

Percentage of
players in STEM

41 – 60%

Largest Demographic Group(s)

Age
5 - 15

Age
16 - 25

Age
26 - 35

Age
36 - 45

Age
46 - 55

Age
56 - 65

Over
65

Turkey / Turkish Go Players' Association



Members of the Association

Accumulated
Registration

1 – 500

Paid membership
fee at least once

1 – 500

Paid membership
fee in last 3 years

101 – 300

Estimated Go Population

Aware of Go

100,000

Know the rules

10,000

Play casually /
Online & offline


1,000

Play in
tournaments

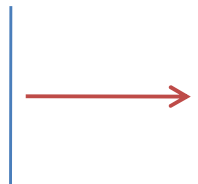
500

Go Population Trend (5 years)


New Members
/ players



Total members
paid fee



Total players in
tournaments



Go Population Demographics

Percentage of
female players

21 – 30%

Percentage of
youth players

11 – 20%

Percentage of
dan players

11 – 20%

Percentage of
players in STEM

61 – 80%

Largest Demographic Group(s)

Age
5 - 15

Age
16 - 25

Age
26 - 35

Age
36 - 45

Age
46 - 55

Age
56 - 65

Over
65

Ukraine / Ukrainian Go Federation



Members of the Association

Accumulated
Registration

1 – 500

Paid membership
fee at least once

1 – 500

Paid membership
fee in last 3 years

1 – 100

Estimated Go Population

Aware of Go

100,000

Know the rules

10,000

Play casually /
Online & offline


200

Play in
tournaments


150

Go Population Trend (5 years)

New Members
/ players



Total members
paid fee



Total players in
tournaments



Go Population Demographics

Percentage of
female players

11 – 20%

Percentage of
youth players

51 – 60%

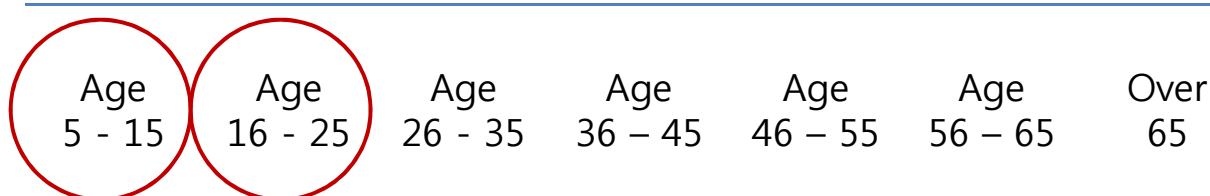
Percentage of
dan players

1 – 10%

Percentage of
players in STEM

41 – 60%

Largest Demographic Group(s)



UK / British Go Association



Members of the Association

Accumulated
Registration

10,001 – 50,000

Paid membership
fee at least once

10,001 – 50,000

Paid membership
fee in last 3 years

501 – 1,000

Estimated Go Population

Aware of Go

200,000

Know the rules

100,000

Play casually /
Online & offline


1,000

Play in
tournaments


320

Go Population Trend (5 years)


New Members
/ players



Total members
paid fee



Total players in
tournaments



Go Population Demographics

Percentage of
female players

1 – 10%

Percentage of
youth players

11 – 20%

Percentage of
dan players

11 – 20%

Percentage of
players in STEM

41 – 60%

Largest Demographic Group(s)

Age
5 - 15

Age
16 - 25

Age
26 - 35

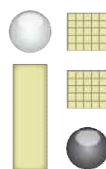
Age
36 - 45

Age
46 - 55

Age
56 - 65

Over
65

Americas & Africa



Estimated Go Population

Aware of Go

55,000,000

Know the rules

3,500,000

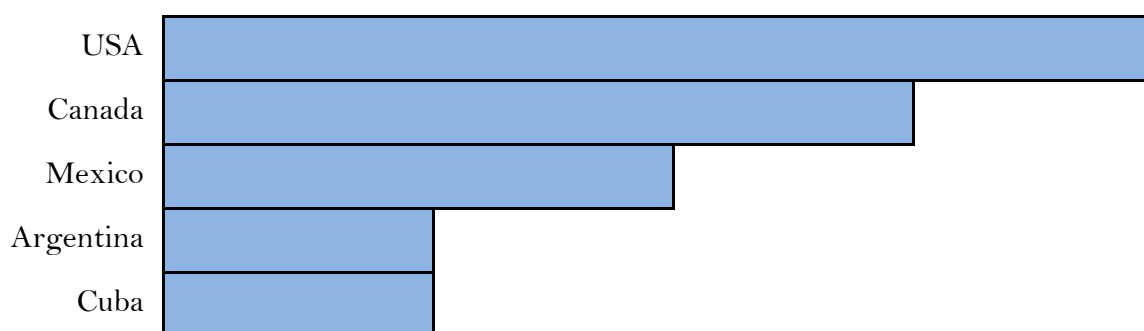
Play casually /
Online & offline

70,000

Play in
tournaments

2,500

Top 5 Countries in overall Go players



Countries registered with IGF in Americas (15)

Argentina	Brazil	Canada	Chile	Colombia
Costa Rica	Cuba	Ecuador	Guatemala	Mexico
Panama	Peru	Uruguay	USA	Venezuela

Countries registered with IGF in Africa (3)

Madagascar	Morocco	South Africa
------------	---------	---------------------

*Countries in bold responded to the population survey.

Argentina / Argentine Go Association



Members of the Association

Accumulated
Registration

501 – 1,000

Paid membership
fee at least once

501 – 1,000

Paid membership
fee in last 3 years

1 – 100

Estimated Go Population

Aware of Go

100,000

Know the rules

10,000

Play casually /
Online & offline


2,000

Play in
tournaments


100

Go Population Trend (5 years)

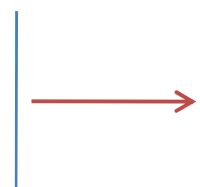
New Members
/ players



Total members
paid fee



Total players in
tournaments



Go Population Demographics

Percentage of
female players

11 – 20%

Percentage of
youth players

1 – 10%

Percentage of
dan players

11 – 20%

Percentage of
players in STEM

1 – 20%

Largest Demographic Group(s)

Age
5 - 15

Age
16 - 25

Age
26 - 35

Age
36 - 45

Age
46 - 55

Age
56 - 65

Over
65

Brazil / Brazil Nihon Kiin



Members of the Association

Accumulated
Registration

1,001 – 5,000

Paid membership
fee at least once

501 – 1,000

Paid membership
fee in last 3 years

101 – 300

Estimated Go Population

Aware of Go

5,000

Know the rules

1,000

Play casually /
Online & offline


500

Play in
tournaments


200

Go Population Trend (5 years)


New Members
/ players



Total members
paid fee



Total players in
tournaments



Go Population Demographics

Percentage of
female players

1 – 10%

Percentage of
youth players

1 – 10%

Percentage of
dan players

11 – 20%

Percentage of
players in STEM

1 – 20%

Largest Demographic Group(s)

Age
5 - 15

Age
16 - 25

Age
26 - 35

Age
36 - 45

Age
46 - 55

Age
56 - 65

Over
65

Canada / Canadian Go Association



Members of the Association

Accumulated
Registration

1,001 – 5,000

Paid membership
fee at least once

Not applicable

Paid membership
fee in last 3 years

Not applicable

Estimated Go Population

Aware of Go

2,000,000

Know the rules

100,000

Play casually /
Online & offline


5,000

Play in
tournaments

500

Go Population Trend (5 years)


New Members
/ players



Total members
paid fee

Not applicable

Total players in
tournaments



Go Population Demographics

Percentage of
female players

11 – 20%

Percentage of
youth players

11 – 20%

Percentage of
dan players

31 – 40%

Percentage of
players in STEM

41 – 60%

Largest Demographic Group(s)

Age
5 - 15

Age
16 - 25

Age
26 - 35

Age
36 - 45

Age
46 - 55

Age
56 - 65

Over
65

Chile / Chilean Go Federation



Members of the Association

Accumulated
Registration

1 – 500

Paid membership
fee at least once

1 – 100

Paid membership
fee in last 3 years

1 – 100

Estimated Go Population

Aware of Go

500

Know the rules

300

Play casually /
Online & offline


100

Play in
tournaments


20

Go Population Trend (5 years)


New Members
/ players



Total members
paid fee



Total players in
tournaments



Go Population Demographics

Percentage of
female players

1 – 10%

Percentage of
youth players

1 – 10%

Percentage of
dan players

1 – 10%

Percentage of
players in STEM

41 – 60%

Largest Demographic Group(s)

Age
5 - 15

Age
16 - 25

Age
26 - 35

Age
36 - 45

Age
46 - 55

Age
56 - 65

Over
65

Costa Rica / Costa Rica Go Sport Association



Members of the Association

Accumulated
Registration

1 – 500

Paid membership
fee at least once

1 – 500

Paid membership
fee in last 3 years

1 – 100

Estimated Go Population

Aware of Go

10,000

Know the rules

4,500

Play casually /
Online & offline


500

Play in
tournaments

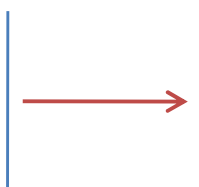
35

Go Population Trend (5 years)

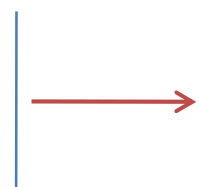
New Members
/ players



Total members
paid fee



Total players in
tournaments



Go Population Demographics

Percentage of
female players

1 – 10%

Percentage of
youth players

1 – 10%

Percentage of
dan players

1 – 10%

Percentage of
players in STEM

41 – 60%

Largest Demographic Group(s)

Age
5 - 15

Age
16 - 25

Age
26 - 35

Age
36 - 45

Age
46 - 55

Age
56 - 65

Over
65

Cuba / Cuban Go Federation



Members of the Association

Accumulated
Registration

501 – 1,000

Paid membership
fee at least once

501 – 1,000

Paid membership
fee in last 3 years

501 – 1,000

Estimated Go Population

Aware of Go

50,000

Know the rules

2,500

Play casually /
Online & offline


1,500

Play in
tournaments


150

Go Population Trend (5 years)


New Members
/ players



Total members
paid fee



Total players in
tournaments



Go Population Demographics

Percentage of
female players

11 – 20%

Percentage of
youth players

11 – 20%

Percentage of
dan players

31 – 40%

Percentage of
players in STEM

41 – 60%

Largest Demographic Group(s)

Age
5 - 15

Age
16 - 25

Age
26 - 35

Age
36 - 45

Age
46 - 55

Age
56 - 65

Over
65

Mexico / Mexican Go Association



Members of the Association

Accumulated
Registration

Not applicable

Paid membership
fee at least once

Not applicable

Paid membership
fee in last 3 years

Not applicable

Estimated Go Population

Aware of Go

100,000

Know the rules

10,000

Play casually /
Online & offline


500

Play in
tournaments

80

Go Population Trend (5 years)


New Members
/ players



Total members
paid fee

Not applicable

Total players in
tournaments



Go Population Demographics

Percentage of
female players

1 – 10%

Percentage of
youth players

11 – 20%

Percentage of
dan players

1 – 10%

Percentage of
players in STEM

61 – 80%

Largest Demographic Group(s)

Age
5 - 15

Age
16 - 25

Age
26 - 35

Age
36 - 45

Age
46 - 55

Age
56 - 65

Over
65

USA / American Go Association



Members of the Association

Accumulated
Registration

10,001 – 50,000

Paid membership
fee at least once

10,001 – 50,000

Paid membership
fee in last 3 years

1,001 – 5,000

Estimated Go Population

Aware of Go

50,000,000

Know the rules

3,000,000

Play casually /
Online & offline

50,000

Play in
tournaments

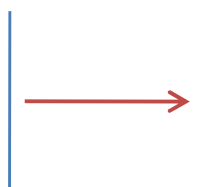
1,000

Go Population Trend (5 years)

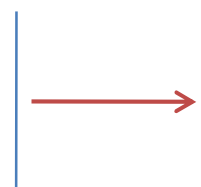
New Members
/ players



Total members
paid fee



Total players in
tournaments



Go Population Demographics

Percentage of
female players

11 – 20%

Percentage of
youth players

21 – 30%

Percentage of
dan players

31 – 40%

Percentage of
players in STEM

41 – 60%

Largest Demographic Group(s)

Age
5 - 15

Age
16 - 25

Age
26 - 35

Age
36 - 45

Age
46 - 55

Age
56 - 65

Over
65

Venezuela / Venezuelan Go Association



Members of the Association

Accumulated
Registration

1 – 500

Paid membership
fee at least once

1 – 500

Paid membership
fee in last 3 years

1 – 100

Estimated Go Population

Aware of Go

20,000

Know the rules

2,000

Play casually /
Online & offline

60

Play in
tournaments

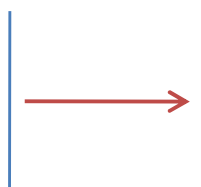
30

Go Population Trend (5 years)


New Members
/ players



Total members
paid fee



Total players in
tournaments



Go Population Demographics

Percentage of
female players

1 – 10%

Percentage of
youth players

11 – 20%

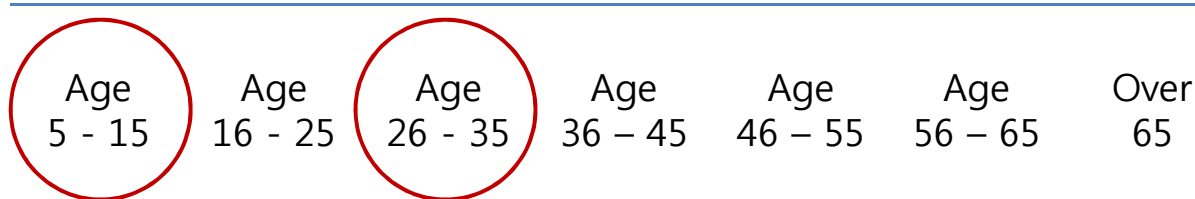
Percentage of
dan players

1 – 10%

Percentage of
players in STEM

41 – 60%

Largest Demographic Group(s)



South Africa / South African Go Association



Members of the Association

Accumulated
Registration

1 – 500

Paid membership
fee at least once

1 – 500

Paid membership
fee in last 3 years

1 – 100

Estimated Go Population

Aware of Go

1,000,000

Know the rules

500,000

Play casually /
Online & offline

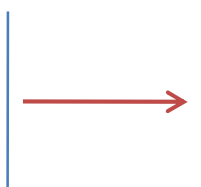
5,000

Play in
tournaments

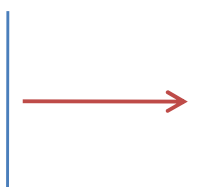
500

Go Population Trend (5 years)

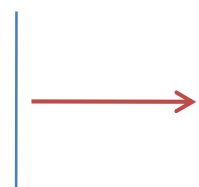
New Members
/ players



Total members
paid fee



Total players in
tournaments



Go Population Demographics

Percentage of
female players

1 – 10%

Percentage of
youth players

1 – 10%

Percentage of
dan players

11 – 20%

Percentage of
players in STEM

81 – 100%

Largest Demographic Group(s)

Age
5 - 15

Age
16 - 25

Age
26 - 35

Age
36 - 45

Age
46 - 55

Age
56 - 65

Over
65